

M
A
T
E
R
I
E

LOFT

CONTENTS

LOFT



DARK.....	06
GREY.....	20
LIGHT GREY.....	34
WHITE.....	46
BEIGE.....	58
TAUPE.....	72

APPENDIX

TECHNICAL SHEET.....	86
----------------------	----



// Dalla tradizionale pavimentazione in cemento industriale nasce l'ispirazione per questo nuovo progetto dal nome "Loft", firmato Ceramica Rondine. Tutta la grinta del cemento nella sua forma più naturale, miscelata con eleganza in sei colori e in diversi formati: dal 30x60 fino al nuovissimo 100x100. Completa in tutte le sue forme, la serie Loft è funzionale, resistente e di design; vi permetterà di arredare i vostri ambienti con uno stile minimal che non passerà inosservato. //

The inspiration for this new project called "Loft" was born from the traditional industrial concrete flooring. The natural form of cement has been elegantly mixed in six colors and in different sizes: from 30x60 to the new 100x100. The Loft series is very resistant and adaptable to several design; it allows to furnish your rooms with a minimal style, that will not go unnoticed.

La réalisation de ce nouveau projet appelé "Loft" a été inspirée par le revêtement de sol en béton industriel traditionnel. La forme naturelle du ciment a été élégamment mélangé en six couleurs et dans différents formats: du 30x60 au tout nouveau format 100x100. La série Loft est fonctionnelle, complète dans toutes ses formes et résistante; il vous permettra de meubler vos pièces avec un style minimaliste, qui ne passera pas inaperçu.

Die Inspiration für dieses neue Projekt, dass "Loft" genannt ist, wurde aus dem traditionellen industriellen Betonboden geboren. Vorrätig in verschiedenen Formaten, von 30x60 bis zum neuen 100x100, wurde die Vervielfältigung des Zementeffekts in 6 eleganten Farben gemischt. Die Loft-Serie ist komplett, funktional, widerstandsfähig in allen ihren Formaten, damit sich zu verschiedenem Design angleichen kann. Auf diese Weise können Sie Ihre Umgebung mit einem minimalen Stil einrichten, der nicht unbeachtet bleibt.



GRES PORCELLANATO A IMPASTO COLORATO
FULL BODY PORCELAIN STONEWARE
GRES CERAME A PATE COLOREE
DURCHGEFÄRBTES FEINSTEINZEUG



100x100 rett.
39 1/4"x39 1/4" rect.



100x100 rett.
39 1/4"x39 1/4" rect.



80x80 rett.
31 1/2"x31 1/2" rect.



40x80 rett.
16"x 31 1/2" rect.



20x80 rett.
8"x 31 1/2" rect.



60x60 rett.
24"x24" rect.



30x60 rett.
12"x 24" rect.

NATURALE / NATURAL
STRUTTURATO STRONG R11 / STRUCTURED STRONG R11
STRUTTURATO R10 / STRUCTURED R10
LAPPATO / SEMIPOLISHED

Loft
Surfaces



Loft
Dark



wall
Loft - Dark 20x80 + 40x80 + 80x80

floor
Loft - Light Grey 100x100
Loft - Pompei Light Grey 100x100



wall
Loft - Dark 20x80 + 40x80 + 80x80
Canova - Lasa White 60x120

floor
Loft - Dark 100x100 + Pompei Dark 100x100
Loft - White 100x100 + Pompei White 100x100




NATURALE / NATURAL



■ M409
J89042
100x100 (39 1/4"x39 1/4") rett./rect.



h20

■ M557
 **J89054 H20**
100x100 (39 1/4"x39 1/4") rett./rect.



■ M395
J89066
80x80 (31 1/2"x31 1/2") rett./rect.



■ M367
J89072
40x80 rett. (16"x31 1/2") rect.



■ M431
J89208
20x80 (8"x31 1/2") rett./rect.



■ M345
J89030
60x60 (24"x24") rett./rect.



■ M317
J89018
30x60 (12"x24") rett./rect.

Loft 3D



■ M337
J89281
15x61 (6"x24")



LAPPATO / SEMIPOLISHED



■ M453
R9 A J89132 80x80 (31 1/2"x31 1/2") rett./rect.



■ M453
R9 A J89138 40x80 (16"x31 1/2") rett./rect.



■ M465
R9 A J89144 20x80 (8"x31 1/2") rett./rect.

STRUTTURATO STRONG R11 / STRUCTURED STRONG R11



■ M405
R11 C J89108 80x80 (31 1/2"x31 1/2") rett./rect.



■ M379
R11 C J89114 40x80 (16"x31 1/2") rett./rect.

STRUTTURATO R10 / STRUCTURED R10



■ M405
R10 B J89084 80x80 (31 1/2"x31 1/2") rett./rect.



■ M379
R10 B J89090 40x80 (16"x31 1/2") rett./rect.



■ M431
R10 B J89096 20x80 (8"x31 1/2") rett./rect.

mosaico



■ M652

J89334
30x30 (12"x12")

esagona



■ M768

J89340
35x30,3 (14"x12")

pompei



■ M465

J89314
100x100 (39 1/4"x39 1/4") rett./rect.

decoro pompei 100x100 rett. (39 1/4"x39 1/4") rect.




6 100x100

GRAFICHE DIVERSE
DIFFERENT PATTERNS
DIFFÉRENTS MOTIFS
VERSCHIEDENE MUSTER



dark

sviluppo grafico 100x100 rett. (39 1/4"x39 1/4") rett.



LOFT



12 100x100

GRAFICHE DIVERSE
DIFFERENT PATTERNS
DIFFÉRENTS MOTIFS
VERSCHIEDENE MUSTER

12 80x80

GRAFICHE DIVERSE
DIFFERENT PATTERNS
DIFFÉRENTS MOTIFS
VERSCHIEDENE MUSTER

24 40x80

GRAFICHE DIVERSE
DIFFERENT PATTERNS
DIFFÉRENTS MOTIFS
VERSCHIEDENE MUSTER

48 20x80


GRAFICHE DIVERSE
DIFFERENT PATTERNS
DIFFÉRENTS MOTIFS
VERSCHIEDENE MUSTER

32 60x60

GRAFICHE DIVERSE
DIFFERENT PATTERNS
DIFFÉRENTS MOTIFS
VERSCHIEDENE MUSTER

64 30x60

GRAFICHE DIVERSE
DIFFERENT PATTERNS
DIFFÉRENTS MOTIFS
VERSCHIEDENE MUSTER





wall
Loft - Light Grey 20x80 + 40x80 + 80x80

floor
Loft - Dark 100x100 H20

Loft
Grey



wall
Loft - Grey 30x60
floor
Loft - Grey 100x100



wall
Loft - White 20x80 + 40x80 + 80x80
Loft - Grey 20x80 + 40x80 + 80x80
Loft - Light Grey 20x80 + 40x80 + 80x80

floor
Loft - Grey Lappato 100x100



NATURALE / NATURAL




■ M409

J89043
100x100 (39 1/4"x39 1/4") rett./rect.



h20

■ M557

 **J89055 H20**
100x100 (39 1/4"x39 1/4") rett./rect.



■ M395

J89067
80x80 (31 1/2"x31 1/2") rett./rect.



■ M367

J89073
40x80 rett. (16"x31 1/2") rect.



■ M431

J89209
20x80 (8"x31 1/2") rett./rect.



■ M345

J89031
60x60 (24"x24") rett./rect.



■ M317

J89019
30x60 (12"x24") rett./rect.

Loft 3D



■ M337

J89282
15x61 (6"x24")



LAPPATO / SEMIPOLISHED



■ M453
R9 A J89133
80x80 (31 1/2"x31 1/2") rett./rect.



■ M453
R9 A J89139
40x80 (16"x31 1/2") rett./rect.



■ M465
R9 A J89145
20x80 (8"x31 1/2") rett./rect.

STRUTTURATO STRONG R11 / STRUCTURED STRONG R11



■ M405
R11 C J89109
80x80 (31 1/2"x31 1/2") rett./rect.



■ M379
R11 C J89115
40x80 (16"x31 1/2") rett./rect.

STRUTTURATO R10 / STRUCTURED R10



■ M405
R10 B J89085
80x80 (31 1/2"x31 1/2") rett./rect.




■ M379
R10 B J89091
40x80 (16"x31 1/2") rett./rect.



■ M431
R10 B J89097
20x80 (8"x31 1/2") rett./rect.

mosaico



■ M652
J89335
30x30 (12"x12")

esagona



■ M768
J89341
35x30,3 (14"x12")

pompei




■ M465
J89315
100x100 (39 1/4"x39 1/4") rett./rect.

decoro pompeii 100x100 rett. (39 1/4"x39 1/4") rect.



6 100x100
GRAFICHE DIVERSE
DIFFERENT PATTERNS
DIFFÉRENTS MOTIFS
VERSCHIEDENE MUSTER

sviluppo grafico 100x100 rett. (39 1/4"x39 1/4") rett.



12 100x100

GRAFICHE DIVERSE
DIFFERENT PATTERNS
DIFFÉRENTS MOTIFS
VERSCHIEDENE MUSTER

12 80x80

GRAFICHE DIVERSE
DIFFERENT PATTERNS
DIFFÉRENTS MOTIFS
VERSCHIEDENE MUSTER

24 40x80

GRAFICHE DIVERSE
DIFFERENT PATTERNS
DIFFÉRENTS MOTIFS
VERSCHIEDENE MUSTER

48 20x80

GRAFICHE DIVERSE
DIFFERENT PATTERNS
DIFFÉRENTS MOTIFS
VERSCHIEDENE MUSTER

32 60x60

GRAFICHE DIVERSE
DIFFERENT PATTERNS
DIFFÉRENTS MOTIFS
VERSCHIEDENE MUSTER

64 30x60

GRAFICHE DIVERSE
DIFFERENT PATTERNS
DIFFÉRENTS MOTIFS
VERSCHIEDENE MUSTER





wall
Loft 3D - Grey 15x61

floor
Loft - Grey Lappato 100x100

Loft
Light Grey



wall
Loft - Light Grey 20x80
Loft - Light Grey Lappato 20x80
Loft - Light Grey Strutturato R10 20x80

floor
Loft - Light Grey Strutturato Strong R11 40x80



wall
Loft - Light Grey 20x80
Loft - Light Grey Lappato 20x80
Loft - Light Grey Strutturato R10 20x80
Daring - Nut 24x120

floor
Loft - Light Grey Strutturato Strong R11 40x80




NATURALE / NATURAL



■ M409
J89044
100x100 (39 1/4"x39 1/4") rett./rect.



h20

■ M557
 **J89056 H20**
100x100 (39 1/4"x39 1/4") rett./rect.



■ M395
J89068
80x80 (31 1/2"x31 1/2") rett./rect.



■ M367
J89074
40x80 rett. (16"x31 1/2") rect.



■ M431
J89210
20x80 (8"x31 1/2") rett./rect.



■ M345
J89032
60x60 (24"x24") rett./rect.



■ M317
J89020
30x60 (12"x24") rett./rect.

Loft 3D



■ M337
J89283
15x61 (6"x24")



LAPPATO / SEMIPOLISHED



■ M453

J89134
80x80 (31 1/2"x31 1/2") rett./rect.



■ M453

J89140
40x80 (16"x31 1/2") rett./rect.



■ M465

J89146
20x80 (8"x31 1/2") rett./rect.

STRUTTURATO STRONG R11 / STRUCTURED STRONG R11



■ M405

J89110
80x80 (31 1/2"x31 1/2") rett./rect.



■ M379

J89116
40x80 (16"x31 1/2") rett./rect.

STRUTTURATO R10 / STRUCTURED R10



■ M405

J89086
80x80 (31 1/2"x31 1/2") rett./rect.



■ M379

J89092
40x80 (16"x31 1/2") rett./rect.



■ M431

J89098
20x80 (8"x31 1/2") rett./rect.

light grey

mosaico



■ M652

J89336
30x30 (12"x12")

esagona



■ M768

J89342
35x30,3 (14"x12")

pompei



■ M465

J89316
100x100 (39 1/4"x39 1/4") rett./rect.

LOFT

decoro pompei 100x100 rett. (39 1/4"x39 1/4") rect.



6 100x100

GRAFICHE DIVERSE

DIFFERENT PATTERNS


DIFFÉRENTS MOTIFS

VERSCHIEDENE MUSTER



light grey

sviluppo grafico 100x100 rett. (39 1/4"x39 1/4") rett.



LOFT



12 100x100

GRAFICHE DIVERSE
DIFFERENT PATTERNS
DIFFÉRENTS MOTIFS
VERSCHIEDENE MUSTER

12 80x80

GRAFICHE DIVERSE
DIFFERENT PATTERNS
DIFFÉRENTS MOTIFS
VERSCHIEDENE MUSTER

24 40x80

GRAFICHE DIVERSE
DIFFERENT PATTERNS
DIFFÉRENTS MOTIFS
VERSCHIEDENE MUSTER

48 20x80

GRAFICHE DIVERSE
DIFFERENT PATTERNS
DIFFÉRENTS MOTIFS
VERSCHIEDENE MUSTER

32 60x60

GRAFICHE DIVERSE
DIFFERENT PATTERNS
DIFFÉRENTS MOTIFS
VERSCHIEDENE MUSTER

64 30x60

GRAFICHE DIVERSE
DIFFERENT PATTERNS
DIFFÉRENTS MOTIFS
VERSCHIEDENE MUSTER



Loft
White



wall
Loft - Jungle Cold 40x80

floor
Loft - White 100x100



wall
Loft - Jungle Cold 40x80

floor
Loft - White 100x100
Loft - White Strutturato Strong R11 100x100



NATURALE / NATURAL




■ M409

J89046
100x100 (39 1/4"x39 1/4") rett./rect.



h20

■ M557

 **J89058 H20**
100x100 (39 1/4"x39 1/4") rett./rect.



■ M395

J89070
80x80 (31 1/2"x31 1/2") rett./rect.



■ M367

J89076
40x80 rett. (16"x31 1/2") rect.



■ M431

J89212
20x80 (8"x31 1/2") rett./rect.



■ M345

J89034
60x60 (24"x24") rett./rect.



■ M317

J89022
30x60 (12"x24") rett./rect.

Loft 3D



■ M337

J89285
15x61 (6"x24")



LAPPATO / SEMIPOLISHED



■ M453
R9 A J89136 80x80 (31 1/2"x31 1/2") rett./rect.



■ M453
R9 A J89142 40x80 (16"x31 1/2") rett./rect.



■ M465
R9 A J89148 20x80 (8"x31 1/2") rett./rect.

STRUTTURATO STRONG R11 / STRUCTURED STRONG R11




■ M405
R11 C J89112 80x80 (31 1/2"x31 1/2") rett./rect.



■ M379
R11 C J89118 40x80 (16"x31 1/2") rett./rect.

STRUTTURATO R10 / STRUCTURED R10



■ M405
R10 B J89088 80x80 (31 1/2"x31 1/2") rett./rect.



■ M379
R10 B J89094 40x80 (16"x31 1/2") rett./rect.



■ M431
R10 B J89100 20x80 (8"x31 1/2") rett./rect.

mosaico



■ M652
J89338
30x30 (12"x12")

esagona



■ M768
J89344
35x30,3 (14"x12")

pompei



■ M465
J89318
100x100 (39 1/4"x39 1/4") rett./rect.

jungle cold



◆ C788
J89332
40x80 (16"x31 1/2") rett./rect. (composizione 2pz)


decoro pompeii 100x100 rett. (39 1/4"x39 1/4") rett.



6 100x100
GRAFICHE DIVERSE
DIFFERENT PATTERNS
DIFFÉRENTS MOTIFS
VERSCHIEDENE MUSTER

white

sviluppo grafico 100x100 rett. (39 1/4"x39 1/4") rett.



LOFT



12 100x100

GRAFICHE DIVERSE
DIFFERENT PATTERNS
DIFFÉRENTS MOTIFS
VERSCHIEDENE MUSTER

12 80x80

GRAFICHE DIVERSE
DIFFERENT PATTERNS
DIFFÉRENTS MOTIFS
VERSCHIEDENE MUSTER

24 40x80

GRAFICHE DIVERSE
DIFFERENT PATTERNS
DIFFÉRENTS MOTIFS
VERSCHIEDENE MUSTER

48 20x80

GRAFICHE DIVERSE
DIFFERENT PATTERNS
DIFFÉRENTS MOTIFS
VERSCHIEDENE MUSTER

32 60x60

GRAFICHE DIVERSE
DIFFERENT PATTERNS
DIFFÉRENTS MOTIFS
VERSCHIEDENE MUSTER

64 30x60

GRAFICHE DIVERSE
DIFFERENT PATTERNS
DIFFÉRENTS MOTIFS
VERSCHIEDENE MUSTER



Loft
Beige



wall
Loft - Beige Esagona 35x30,3

floor
Loft - Beige Lappato 80x80



wall
Canova - Oxford Grey 60x120
Loft - Beige Lappato 40x80

floor
Loft - Beige Lappato 80x80




NATURALE / NATURAL



■ M409
J89041
100x100 (39 1/4"x39 1/4") rett./rect.



h20

■ M557
 **J89053 H20**
100x100 (39 1/4"x39 1/4") rett./rect.



■ M395
J89065
80x80 (31 1/2"x31 1/2") rett./rect.



■ M367
J89071
40x80 rett. (16"x31 1/2") rect.



■ M431
J89207
20x80 (8"x31 1/2") rett./rect.



■ M345
J89029
60x60 (24"x24") rett./rect.



■ M317
J89017
30x60 (12"x24") rett./rect.

Loft 3D



■ M337
J89280
15x61 (6"x24")



LAPPATO / SEMIPOLISHED



■ M453
R9 A **J89131**
80x80 (31 1/2"x31 1/2") rett./rect.



■ M453
R9 A **J89137**
40x80 (16"x31 1/2") rett./rect.



■ M465
R9 A **J89143**
20x80 (8"x31 1/2") rett./rect.

STRUTTURATO STRONG R11 / STRUCTURED STRONG R11



■ M405
R11 C **J89107**
80x80 (31 1/2"x31 1/2") rett./rect.



■ M379
R11 C **J89113**
40x80 (16"x31 1/2") rett./rect.

STRUTTURATO R10 / STRUCTURED R10



■ M405
R10 B **J89083**
80x80 (31 1/2"x31 1/2") rett./rect.



■ M379
R10 B **J89089**
40x80 (16"x31 1/2") rett./rect.



■ M431
R10 B **J89095**
20x80 (8"x31 1/2") rett./rect.

mosaico



■ M652
J89333
30x30 (12"x12")

esagona



■ M768
J89339
35x30,3 (14"x12")

pompei



■ M465
J89313
100x100 (39 1/4"x39 1/4") rett./rect.

jungle hot



◆ C788
J89331
40x80 (16"x31 1/2") rett./rect. (composizione 2pz)


decoro pompei 100x100 rett. (39 1/4"x39 1/4") rett.



6 100x100
GRAFICHE DIVERSE
DIFFERENT PATTERNS
DIFFÉRENTS MOTIFS
VERSCHIEDENE MUSTER

beige

sviluppo grafico 100x100 rett. (39 1/4"x39 1/4") rett.



LOFT



12 100x100

GRAFICHE DIVERSE
DIFFERENT PATTERNS
DIFFÉRENTS MOTIFS
VERSCHIEDENE MUSTER

12 80x80

GRAFICHE DIVERSE
DIFFERENT PATTERNS
DIFFÉRENTS MOTIFS
VERSCHIEDENE MUSTER

24 40x80

GRAFICHE DIVERSE
DIFFERENT PATTERNS
DIFFÉRENTS MOTIFS
VERSCHIEDENE MUSTER

48 20x80


GRAFICHE DIVERSE
DIFFERENT PATTERNS
DIFFÉRENTS MOTIFS
VERSCHIEDENE MUSTER

32 60x60

GRAFICHE DIVERSE
DIFFERENT PATTERNS
DIFFÉRENTS MOTIFS
VERSCHIEDENE MUSTER

64 30x60

GRAFICHE DIVERSE
DIFFERENT PATTERNS
DIFFÉRENTS MOTIFS
VERSCHIEDENE MUSTER





wall
Loft - Jungle Hot 40x80

floor
Loft - Beige Strutturato R10 80x80

Loft
Taupe



wall
Loft - Beige Esagona 35x30,3

floor
Loft - Taupe 100x100



wall
Loft - Beige Lappato 40x80

floor
Loft - Taupe 100x100



NATURALE / NATURAL




■ M409

J89045
100x100 (39 1/4"x39 1/4") rett./rect.



h20

■ M557

 **J89057 H20**
100x100 (39 1/4"x39 1/4") rett./rect.



■ M395

J89069
80x80 (31 1/2"x31 1/2") rett./rect.



■ M367

J89075
40x80 rett. (16"x31 1/2") rect.



■ M431

J89211
20x80 (8"x31 1/2") rett./rect.



■ M345

J89033
60x60 (24"x24") rett./rect.



■ M317

J89021
30x60 (12"x24") rett./rect.

Loft 3D



■ M337

J89284
15x61 (6"x24")



LAPPATO / SEMIPOLISHED



■ M453
R9 A **J89135**
80x80 (31 1/2"x31 1/2") rett./rect.



■ M453
R9 A **J89141**
40x80 (16"x31 1/2") rett./rect.



■ M465
R9 A **J89147**
20x80 (8"x31 1/2") rett./rect.

STRUTTURATO STRONG R11 / STRUCTURED STRONG R11



■ M405
R11 C **J89111**
80x80 (31 1/2"x31 1/2") rett./rect.



■ M379
R11 C **J89117**
40x80 (16"x31 1/2") rett./rect.

STRUTTURATO R10 / STRUCTURED R10



■ M405
R10 B **J89087**
80x80 (31 1/2"x31 1/2") rett./rect.



■ M379
R10 B **J89093**
40x80 (16"x31 1/2") rett./rect.



■ M431
R10 B **J89099**
20x80 (8"x31 1/2") rett./rect.

mosaico



■ M652
J89337
30x30 (12"x12")

esagona



■ M768
J89343
35x30,3 (14"x12")

pompei



■ M465
J89317
100x100 (39 1/4"x39 1/4") rett./rect.

decoro pompeii 100x100 rett. (39 1/4"x39 1/4") rect.




6 100x100
GRAFICHE DIVERSE
DIFFERENT PATTERNS
DIFFÉRENTS MOTIFS
VERSCHIEDENE MUSTER



taupe

sviluppo grafico 100x100 rett. (39 1/4"x39 1/4") rett.



LOFT



12 100x100

GRAFICHE DIVERSE
DIFFERENT PATTERNS
DIFFÉRENTS MOTIFS
VERSCHIEDENE MUSTER

12 80x80

GRAFICHE DIVERSE
DIFFERENT PATTERNS
DIFFÉRENTS MOTIFS
VERSCHIEDENE MUSTER

24 40x80

GRAFICHE DIVERSE
DIFFERENT PATTERNS
DIFFÉRENTS MOTIFS
VERSCHIEDENE MUSTER

48 20x80


GRAFICHE DIVERSE
DIFFERENT PATTERNS
DIFFÉRENTS MOTIFS
VERSCHIEDENE MUSTER

32 60x60

GRAFICHE DIVERSE
DIFFERENT PATTERNS
DIFFÉRENTS MOTIFS
VERSCHIEDENE MUSTER

64 30x60

GRAFICHE DIVERSE
DIFFERENT PATTERNS
DIFFÉRENTS MOTIFS
VERSCHIEDENE MUSTER








wall
Loft 3D - Taupe 15x61




floor
Loft - Taupe 80x80

			DARK	GREY	LIGHT GREY	WHITE	BEIGE	TAUPE
	100x100 rett. (39 1/2"x39 1/2") rect.	8,5 mm	J89042	J89043	J89044	J89046	J89041	J89045
	100x100 rett. (39 1/2"x39 1/2") rect.	20 mm	J89054	J89055	J89056	J89058	J89053	J89057
	80x80 rett. (31 1/2"x31 1/2") rect.	8,5 mm	J89066	J89067	J89068	J89070	J89065	J89069
	40x80 rett. (16"x31 1/2") rect.	8,5 mm	J89072	J89073	J89074	J89076	J89071	J89075
	20x80 rett. (8"x31 1/2") rect.	8,5 mm	J89208	J89209	J89210	J89212	J89207	J89211
	60x60 rett. (24"x24") rect.	8,5 mm	J89030	J89031	J89032	J89034	J89029	J89033
	30x60 (12"x24")	8,5 mm	J89018	J89019	J89020	J89022	J89017	J89021



LAPPATO / SEMIPOLISHED

	80x80 rett. (31 1/2"x31 1/2") rect.	8,5 mm	J89132	J89133	J89134	J89136	J89131	J89135
	40x80 rett. (16"x31 1/2") rect.	8,5 mm	J89138	J89139	J89140	J89142	J89137	J89141
	20x80 rett. (8"x31 1/2") rect.	8,5 mm	J89144	J89145	J89146	J89148	J89143	J89147

STRUTTURATO R10 / STRUCTURED R10




	80x80 rett. (31 1/2"x31 1/2") rect.	8,5 mm	J89084	J89085	J89086	J89088	J89083	J89087
	40x80 rett. (16"x31 1/2") rect.	8,5 mm	J89090	J89091	J89092	J89094	J89089	J89093
	20x80 rett. (8"x31 1/2") rect.	8,5 mm	J89096	J89097	J89098	J89100	J89095	J89099

STRUTTURATO STRONG R11 / STRUCTURED STRONG R11




	80x80 rett. (31 1/2"x31 1/2") rect.	8,5 mm	J89108	J89109	J89110	J89112	J89107	J89111
	40x80 rett. (16"x31 1/2") rect.	8,5 mm	J89114	J89115	J89116	J89118	J89113	J89117

FORMATO - SIZE	SPESS. THICKN.	PZ/BOX	M ² /BOX	KG/M ²	BOX/PALLET	M ² /PALLET	KG/PALLET	CODICE PREZZO
 100x100 rett. (39 1/2"x39 1/2") rect.	8,5 mm	2	2,00	20,00	24	48,00	960	■ M409
 100x100 rett. (39 1/2"x39 1/2") rect.	20 mm	1	1	40,00	24	24,00	960	■ M557
 80x80 rett. (31 1/2"x31 1/2") rect.	8,5 mm	2	1,28	18,02	50	64,00	1153,25	■ M395
 40x80 rett. (16"x31 1/2") rect.	8,5 mm	3	0,96	18,20	36	34,56	629	■ M367
 20x80 rett. (8"x31 1/2") rect.	8,5 mm	6	0,96	21,87	54	51,84	1134	■ M431
 60x60 rett. (24"x24") rect.	8,5 mm	3	1,08	19,09	40	43,20	824,8	■ M345
 30x60 (12"x24")	8,5 mm	7	1,26	18,12	48	60,48	1152	■ M317



LAPPATO / SEMIPOLISHED










 80x80 rett. (31 1/2"x31 1/2") rect.	8,5 mm	2	1,28	19,06	50	64	1220	■ M453
 40x80 rett. (16"x31 1/2") rect.	8,5 mm	3	0,96	18,20	36	34,56	629	■ M453
 20x80 rett. (8"x31 1/2") rect.	8,5 mm	6	0,96	21,87	54	51,84	1134	■ M465

STRUTTURATO R10 / STRUCTURED R10









 80x80 rett. (31 1/2"x31 1/2") rect.	8,5 mm	2	1,28	17,86	50	64	1143,6	■ M405
 40x80 rett. (16"x31 1/2") rect.	8,5 mm	3	0,96	18,20	36	34,56	629	■ M379
 20x80 rett. (8"x31 1/2") rect.	8,5 mm	6	0,96	21,87	54	51,84	1134	■ M431










STRUTTURATO STRONG R11 / STRUCTURED STRONG R11

 80x80 rett. (31 1/2"x31 1/2") rect.	8,5 mm	2	1,28	18,07	50	64	1156,6	■ M405
 40x80 rett. (16"x31 1/2") rect.	8,5 mm	3	0,96	18,20	36	34,56	629	■ M379






			DARK	GREY	LIGHT GREY	WHITE	BEIGE	TAUPE
	Pompei 100x100 rett. 39 1/4"x39 1/4" rect.	8,5 mm	J89314	J89315	J89316	J89318	J89313	J89317
	Jungle Hot 40x80 rett. (16"x31 1/2") rect.	8,5 mm	-	-	-	-	J89331	-
	Jungle Cold 40x80 rett. (16"x31 1/2") rect.	8,5 mm	-	-	-	J89332	-	-
	Mosaico 30x30 (12"x12")	8,5 mm	J89334	J89335	J89336	J89338	J89333	J89337
	Esagona 35x30,3 (14"x12")	8,5 mm	J89340	J89341	J89342	J89344	J89339	J89343
	Battiscopa 7,5x60 (3"x24")	8,5 mm	J89346	J89347	J89348	J89350	J89345	J89349
	Gradino C. Retta 33x60x4 (13"x24"x1 1/2")	8,5 mm	J89471	J89472	J89473	J89475	J89470	J89474
	Grad. C. Retta Dx 33x60x4 (13"x24"x1 1/2")	8,5 mm	J89477	J89478	J89479	J89481	J89476	J89480
	Grad. C. Retta Sx 33x60x4 (13"x24"x1 1/2")	8,5 mm	J89483	J89484	J89485	J89487	J89482	J89486

Contributo spese imballo € 20,00/pal (netto). - Packing charges € 20,00/pal (net)

							
< 0,15%	A • HA • LA	OK	sp.8,5 mm > 40 N/mm ² sp.20 mm > 50 N/mm ²	5	Classe IV	Classe V	

FORMATO - SIZE	SPESS. THICKN.	PZ/BOX	M ² /BOX	KG/M ²	BOX/PALLET	M ² /PALLET	KG/PALLET	CODICE PREZZO
 Pompei 100x100 rett. 39 1/4"x39 1/4" rect.	8,5 mm	1	1,00	20,00	40	40,00	800	■ M465
 Jungle Hot 40x80 rett. (16"x31 1/2") rect.	8,5 mm	2	0,64	18,20	50	32	582,4	◆ C788
 Jungle Cold 40x80 rett. (16"x31 1/2") rect.	8,5 mm	2	0,64	18,20	50	32	582,4	◆ C788
 Mosaico 30x30 (12"x12")	8,5 mm	6	0,54	17,60	60	32,40	570	■ M652
 Esagona 35x30,3 (14"x12")	8,5 mm	6	0,64	21,87	60	38,40	840	■ M768
 Battiscopa 7,5x60 (3"x24")	8,5 mm	12	-	-	-	-	-	● P070
 Gradino Costa Retta 33x60x4 (13"x24"x1 1/2")	8,5 mm	1	-	-	-	-	-	● P530
 Gradino Costa Retta Dx 33x60x4 (13"x24"x1 1/2")	8,5 mm	1	-	-	-	-	-	● P616
 Gradino Costa Retta Sx 33x60x4 (13"x24"x1 1/2")	8,5 mm	1	-	-	-	-	-	● P616

Contributo spese imballo € 35,00/pal (netto) per formato 100x100 sp. 8,5 mm - Packing charges € 35,00/pal (net) for size 100x100 th. 8,5 mm

LAPPATO		NATURALE		STRUTTURATO R10		h20 STRONG R11	
							
6	Dcof > 0,42 Pendulum: 25 < x < 35	7	Dcof > 0,42 Pendulum: 25 < x < 35	7	Dcof > 0,42 Pendulum > 36	8	Dcof > 0,42 Pendulum > 36

tozzetti 15x61 (6"x24")

dark



J89281
15x61 (6"x24")

grey



J89282
15x61 (6"x24")

light grey



J89283
15x61 (6"x24")

white



J89285
15x61 (6"x24")

beige

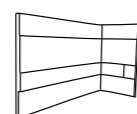


J89280
15x61 (6"x24")

taupe



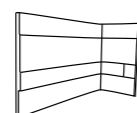
J89284
15x61 (6"x24")



J89293
Angolo Interno
20x10x15 (8"x4"x6")



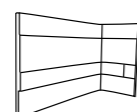
J89287
Angolo Esterno
20x10x15 (8"x4"x6")



J89294
Angolo Interno
20x10x15 (8"x4"x6")



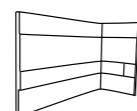
J89288
Angolo Esterno
20x10x15 (8"x4"x6")



J89295
Angolo Interno
20x10x15 (8"x4"x6")



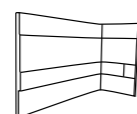
J89289
Angolo Esterno
20x10x15 (8"x4"x6")



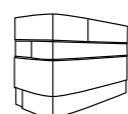
J89297
Angolo Interno
20x10x15 (8"x4"x6")



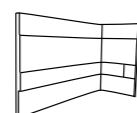
J89291
Angolo Esterno
20x10x15 (8"x4"x6")



J89292
Angolo Interno
20x10x15 (8"x4"x6")



J89286
Angolo Esterno
20x10x15 (8"x4"x6")



J89296
Angolo Interno
20x10x15 (8"x4"x6")



J89290
Angolo Esterno
20x10x15 (8"x4"x6")

sviluppo grafico 15x61 (6"x24")

taupe



215 15x61
GRAFICHE DIVERSE
DIFFERENT PATTERNS
DIFFÉRENTS MOTIFS
VERSCHIEDENE MUSTER

	DARK	GREY	LIGHT GREY	WHITE	BEIGE	TAUPE
15x61 6"x24"	J89281	J89282	J89283	J89285	J89280	J89284
Angolo Interno 20x10x15 (8"x4"x6")	J89293	J89294	J89295	J89297	J89292	J89296
Angolo Esterno 20x10x15 (8"x4"x6")	J89287	J89288	J89289	J89291	J89286	J89290

FORMATO - SIZE	SPES. THICKN.	PZ/BOX	M ² /BOX	KG/M ²	BOX/PALLET	M ² /PALLET	KG/PALLET	CODICE PREZZO
15x61 6"x24"	7-11 mm	11	1,02	18,42	48	48,96	901,92	■ M337
Angolo Interno 20x10x15 (8"x4"x6")	7-11 mm	6	-	-	-	-	-	● P186
Angolo Esterno 20x10x15 (8"x4"x6")	7-11 mm	6	-	-	-	-	-	● P162

Contributo spese imballo € 20,00/pal (netto). - Packing charges € 20,00/pal (net)



< 0,15%



A - HA - LA



OK



> 50 N/mm²



8



5



Dark, Grey, Taupe
Classe IV












Beige, White, Light Grey
Classe V



V2






Caratteristiche tecniche

Technical properties

CARATTERISTICA TECNICA - TECHNICAL PROPERTY CARACTERISTIQUE TECHNIQUE - TECHNISCHE DATEN	METODO DI PROVA TESTING METHOD MÉTHODE D'ESSAI PRÜFNORMEN	VALORE PRESCRITTO DELLA NORMA - REQUIRED STANDARDS VALEUR PRESCRITE PAR LES NORMES - NORMVORGABE
 Assorbimento d'acqua Water Absorption Absorption d'eau Wasseraufnahme	UNI EN ISO 10545-3	≤ 0,5%
 Resistenza a basse/alte concentrazioni di acidi/alcali Resistenza ai prodotti chimici di uso domestico e agli additivi per piscina Resistance to low/high concentrations of alkalis and acids Resistance to household chemical products and swimming pool additives Résistance à faibles/ fortes concentrations d'acides et d'alcalis Résistance aux produits chimiques à usage domestique et aux additifs pour piscine Chemikalien beständigkeit und gegen haushaltschemikalien und badewasserzusätze	UNI EN ISO 10545-13	Classe dichiarata Classe minima B Declared class Minimum class B Classe déclarée Minimum classification B Angegebenen Klasse Mindestklasse B
 Resistenza alla flessione Bending Strength Résistance à la flexion Bruchlast	UNI EN ISO 10545-4	$R \geq 35 \text{ N/mm}^2$ $S > 700 \text{ N}$ (spessore < 7,5 mm) $S > 1300 \text{ N}$ (spessore $\geq 7,5 \text{ mm}$)
 Resistenza al gelo Frost resistance Résistance au gel Frostbeständigkeit	UNI EN ISO 10545-12	Nessun campione deve presentare rotture o alterazioni apprezzabili della superficie. Samples must not show alterations on the surface. Les échantillons ne doivent pas présenter de ruptures ou d'altérations considérables sur la surface. Die Muster nussen keine Bruch oder Schäden auf dem Oberfläche presentieren.
 Durezza di Mohs Hardness in Mohs degrees Dureté de Mohs Ritzhärte nach Mohs	UNI EN 101	≥ 5° Mohs
 Resistenza alle macchie Stain resistant Resistance aux taches Fleckbeständigkeit	UNI EN ISO 10545-14	Classe > 3 Class > 3 Classe > 3 Klasse > 3
 Resistenza all'abrasione superficiale Superficial abrasion resistance Resistance à la abrasion superficielle PEI Klassifizierung	Classificazione Interna Internal Classification System	Classi di abrasione da I a V Abrasion class from I to V Classe d'abrasion de I à V Abriebklassen I bis V
 Resistenza all'abrasione profonda Deep abrasion resistance Résistance à l'abrasion profonde Tiefenverschleiß	UNI EN ISO 10545-6	≤ 175 mm ³
 Resistenza allo scivolamento (coefficiente di attrito) Slip resistance (coefficient of friction) Résistance au glissement (coefficient de friction) Rutschfestigkeit (Reibungskoeffizient)	DIN 51130 DIN 51097 D.M. 236-89 (B.C.R.) Dcof ANSI A137.1:2012 BS 7976-2 (pendulum)	Valore dichiarato Declared value Valeur déclarée Wertangabe $\mu > 0,40$ 0-24 Scivoloso Slippery Glissant Rutschig 25-35 Scivolosità moderata Moderately slippery Glissance modérée Großer Haftriebwert >36 Basso rischio scivolamento Low slipping risk Risque de glissement faible Sehr Großer Haftriebwert

Caratteristiche tecniche

Technical properties

CARATTERISTICA TECNICA - TECHNICAL PROPERTY CARACTERISTIQUE TECHNIQUE - TECHNISCHE DATEN	METODO DI PROVA TESTING METHOD MÉTHODE D'ESSAI PRÜFNORMEN	VALORE PRESCRITTO DELLA NORMA - REQUIRED STANDARDS VALEUR PRESCRITES PAR LES NORMES - NORMVORGABE			
		N < 7 cm (mm)	7 cm ≤ N < 15 cm (mm)	N ≥ 15 cm (%) (mm)	
 Lunghezza e larghezza Length and width Longueur et largeur Länge und Breite	ISO 10545-2	± 0,5 (*)	± 0,9 (*)	± 0,6 (*)	± 2,0 (*)
 Spessore Thickness Épaisseur Dicke		± 0,5 (**)	± 0,5 (**)	± 5 (**)	± 0,5 (**)
 Rettilinearità degli spigoli Straightness of sides Rectitude des bords Geradheit der kanten		n.a. (***)	± 0,75 (***)	± 0,5 (***)	± 1,5 (***)
 Ortogonalità Squareness Rectangularité Rechtwinkligkeit		n.a. (****)	± 0,75 (****)	± 0,5 (****)	± 2,0 (****)
 Planarità Planarity Planéité de surface Ebenflächigkeit		c.c. / n.a. e.c. / n.a. w. / n.a.	c.c. ± 0,75 e.c. ± 0,75 w. ± 0,75	c.c. ± 0,5 e.c. ± 0,5 w. ± 0,5	c.c. ± 2,0 e.c. ± 2,0 w. ± 2,0

(*) Deviazione ammissibile, in % oppure mm, della dimensione media di ogni piastrella (2 oppure 4 lati) dalla dimensione di fabbricazione (W).
(*) The permissible deviation, in % or mm, of the average size for each tile (2 or 4 sides) from work size (W).
(*) Écart admissible, en % ou en mm, de la taille moyenne de chaque carreau (2 ou 4 faces) par rapport à la dimension de fabrication (W).
(*) Zulässige Abweichung der durchschnittlichen Größe jeder Fliese (2 oder 4 Seiten) in % oder mm vom Herstellungsmaß (W).

(**) Deviazione ammissibile, in % oppure mm, dello spessore medio di ogni piastrella dallo spessore riportato nella dimensione di fabbricazione (W).
(**) The permissible deviation, in % or mm, of the average thickness for each tile from the corresponding work size (W).
(**) Écart admissible, en % ou en mm, de l'épaisseur moyenne de chaque carreau par rapport à l'épaisseur indiquée dans la dimension de fabrication (W).
(**) Zulässige Abweichung der durchschnittlichen Dicke jeder Fliese in % oder mm von der in der Herstellungsabmessung (W) angegebenen Dicke.

(***) Deviazione massima ammissibile di rettilinearità, in % oppure mm, in rapporto alle dimensioni di fabbricazione (W) corrispondenti.
(***) The maximum permissible deviation from straightness, in % or mm, related to the corresponding work sizes (W).
(***) Écart de rectitude maximum admissible, en % ou en mm, par rapport aux dimensions de fabrication (W) correspondantes.
(***) Maximal zulässige Geradheitsabweichung in % oder mm in Bezug auf die entsprechenden Fertigungsabmessungen (W).

(****) Deviazione massima ammissibile di ortogonalità, in % oppure mm, in rapporto alle dimensioni di fabbricazione (W) corrispondenti.
(****) The maximum permissible deviation from rectangularity, in % or mm, related to the corresponding work size (W).
(****) Écart d'orthogonalité maximum admissible, en % ou en mm, par rapport aux dimensions de fabrication (W) correspondantes.
(****) Maximal zulässige Abweichung der Orthogonalität in % oder in mm in Bezug auf die entsprechenden Herstellungsabmessungen (W).

c.c. Deviazione massima ammissibile della curvatura del centro, in % oppure mm, in rapporto alla diagonale calcolata secondo le dimensioni di fabbricazione (W).
c.c. The maximum permissible deviation from centre curvature, in % or mm, related to the diagonal calculated from the work sizes (W).
c.c. Écart maximum admissible de la courbure du centre, en % ou en mm, par rapport à la diagonale calculée en fonction des dimensions de fabrication (W).
c.c. Maximal zulässige Abweichung der Krümmung des Mittelpunkts in % oder mm in Bezug auf die Diagonale, berechnet nach den Herstellungsmaßen (W).

e.c. Deviazione massima ammissibile della curvatura dello spigolo, in % oppure mm, in rapporto alle dimensioni di fabbricazione (W).
e.c. The maximum permissible deviation from edge curvature, in % or mm, related to the corresponding work sizes (W).
e.c. Écart maximum admissible de la courbure du coin, en % ou en mm, par rapport aux dimensions de fabrication (W).
e.c. Maximal zulässige Abweichung der Krümmung der Ecke in % oder mm von den Herstellungsmaßen (W).

w. Deviazione massima ammissibile dello svergolamento, in % o mm, in rapporto alla diagonale calcolata secondo le dimensioni di fabbricazione (W).
w. The maximum permissible deviation from warpage, in % or mm, related to diagonal calculated from the work size (W).
w. Écart de gauchissement maximum admissible, en % ou en mm, par rapport à la diagonale calculé en fonction des dimensions de fabrication (W).
w. Maximal zulässige Verzugsabweichung in % oder mm in Bezug auf die Diagonale, berechnet nach den Abmessungen von Herstellung (W).

Le caratteristiche tecniche indicate nei cataloghi di linea e nel Catalogo Generale, e in qualsiasi documento di promozione commerciale di ITALCER S.p.A., hanno lo scopo di dare un'indicazione dei valori riscontrati nei vari lotti e nelle varie tonalità del prodotto, pertanto differenze rispetto a tali valori indicativi non possono essere oggetto di contestazione.

All technical features stated in leaflets, in master brochure and in merchandising of ITALCER S.p.A. are meant to be an indication of an average of figures recorded within a span determined by international law) in several production runs, therefore a slight discrepancy in quality figures of a certain batch in relation to these figures cannot be considered a production failure.

Les caractéristiques techniques mentionnées dans les catalogues de ligne et dans le catalogue général et dans tous les documents de promotion commerciale de ITALCER S.p.A. ont le but de fournir une indications des valeurs rencontrés dans les différents lots et dans les différentes tonalités du produit et donc les différences par rapport à ces valeurs indicatives ne peuvent pas faire l'objet des réclamations.

Die in den Linienkatalogen und im Gesamtkatalog sowie in den Werbedokumenten für ITALCER S.p.A. angegebenen technischen Merkmale sollen einen Hinweis auf die Werte geben, die in den verschiedenen Chargen und in den verschiedenen Produktfarben gefunden wurden, weshalb sich diese unterschiedlichen Richtwerte können nicht bestritten werden.

Indice di variazione

Variation index



Piastrella uniforme
Tiles with uniform appearance
Carreaux avec une apparence uniforme
Einheitliche fliese



Piastrella con leggera variazione di tono e grafica
Tiles with slight shade and graphic variation
Carreaux avec faible différence de nuance et structure
Fliese mit einer leichten Abänderung des tons und grafik



Piastrella con discreta variazione di tono e grafica
Tiles with moderate shade and graphic variation
Carreaux avec moderate différence de nuance et structure
Fliese mit einer moderat Abänderung des tons und grafik



Piastrella con notevole variazione di tono e grafica
Tiles with huge variation of shade and graphic
Carreaux avec une considerable difference de nuance et structure
Fliese mit einer beträchtlich Abänderung des tons und der grafik.

Legenda

Legend



Piastrelle indicate per pavimenti
Tiles specifically used for floors
Carreaux pour carrelages de sol
Bodenfliesen



Piastrelle indicate per rivestimenti interni
Tiles specifically used for wall coverings
Carreaux pour faïences
Wandfliesen für den Innenbereich



Piastrelle indicate per abitazioni residenziali
Tiles for dwelling houses
Carreaux pour habitations résidentielles
Fliesen für den Wohnbereich



Piastrelle particolarmente indicate per l'esterno
Tiles especially suitable for outdoor applications
Carreaux particulièrement indiqués pour application à l'extérieur
Besonders für Aussenbereiche geeignete Fliesen



Piastrelle indicate per luoghi pubblici a traffico leggero
Tiles suitable for low traffic public and commercial areas
Carreaux recommandés pour lieux publics et commerciaux à piétinement léger
Für Bodenbeläge in Bereichen mit gewöhnlicher Begehungsfrequenz und Schleifschmutz



Piastrelle indicate per luoghi pubblici a traffico pesante
Tiles suitable for heavy traffic public and commercial areas
Carreaux recommandés pour lieux publics et commerciaux à piétinement lourd
Fliesen für Bereiche, die starker Begehung ausgesetzt sind



A company part of:
ITAL CER GROUP





ITALCER S.p.A.
Via Emilia Ovest 53/A - 42048 Rubiera (RE) - Italy
Tel. +39 0522 625111 - Fax +39 0522 625160
P. IVA 00142060359

