



AZUMA UP. No more minimalism clichés.

AZUMA UP

Basta luoghi comuni sul minimalismo.

**EMPATIA, CALORE E COLORE:
C'È DI PIÙ NEL MINIMALISMO**

Il minimalismo resta un linguaggio essenziale, ma acquista sfumature di vitalità ed empatia che dalle superfici si riverberano negli spazi.

Spazi nei quali l'elemento distintivo continua ad essere la qualità, piuttosto che la quantità, ma nei quali la semplificazione non deve più essere intesa come rigore e fredda astrazione.

Azuma Up nasce dal successo di Azuma; 5 nuovi colori in nuance calde e avvolgenti. 6 formati per avere la massima libertà compositiva.

**EMPATHY, HEAT AND COLOR:
THERE'S MORE IN MINIMALISM**

Minimalism remains an essential language, but it acquires shades of vitality and empathy that rise from surfaces and reverberate in spaces.

Spaces in which the distinctive element continues to be quality, rather than quantity, but where simplification no longer appears as austere precision and cold abstraction.

Azuma Up is rooted in the success of Azuma; 5 new colours in warm, cosy shades. 6 formats offering maximum freedom of composition.



**EMPATHY, HEAT
AND COLOR:
THERE'S MORE IN
MINIMALISM.**

AZUMA UP

WHITE



IVORY



SAND



HAZELNUT



TAUPE





SOMETIMES THERE'S NO LESSON

LEZIONI DI STILE?
A VOLTE SE NE PUÒ FARE ANCHE A MENO.

STYLE LESSONS?
SOMETIMES IT CAN EVEN BE DONE WITHOUT THEM.





A.UP6 260S RM
A.UP6 120S RM
A.UP6 120W RM



UNLESS IT WORKS

È UNA SALA DA PRANZO?
O UNO SPAZIO DI LAVORO?
SERVONO QUESTE ETICHETTE?

IS IT A DINING ROOM?
OR A WORKSPACE?
DO YOU NEED THESE LABELS?





IN
A.UP6 260AV RM
A.UP 120AV RM

AZUMAUP

14

OUT
A.UP R12NO RM
A.UP 90NO AS RM

15



A.UP 90S RM
A.UP 90S AS RM

AZUMAUP



EVERY DAY IS AWESOME

FERIALI O FESTIVI? OGNI GIORNO È SPECIALE.

WORKDAY, WEEKEND OR HOLIDAY?
WHAT DOES IT MATTER? EVERY DAY IS SPECIAL.



A.UP6 260TP RM
A.UP 120TP RM

AZUMAUP



NATURAL DK1 12

AZUMAUP

22



LIVE WITHOUT LIMITS

DENTRO O FUORI? DENTRO E FUORI.



INDOORS OR OUTDOORS?
INDOORS AND OUTDOORS.

23



IN
A.UP 120NO RM
A.UP6 260NO RM

OUT
A.UP 90NO AS RM



A.UP DK1 12W
A.UP6 12W RM

NON È PIÙ O MENO: È PIÙ E MENO.

IT IS NOT MORE OR LESS:

IT IS MORE AND LESS.

MORE OR LESS MORE AND LESS



A.UP6 12W RM






AZUMA UP

COLOR BODY PORCELAIN TILE / GRES PORCELLANATO COLORATO IN MASSA


CONFORME / ACCORDING TO
UNI EN 14411 - G Bla



W



120x260 - 48"x103"



120x120 - 48"x48"



60x120 - 24"x48"




A.UP6 260W RM


A.UP6 120W RM

A.UP6 12W RM

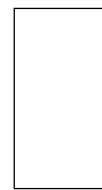
AV



120x260 - 48"x103"



120x120 - 48"x48"



60x120 - 24"x48"



A.UP6 260AV RM

A.UP6 120AV RM

A.UP6 12AV RM

AZUMA UP

COLOR BODY PORCELAIN TILE / GRES PORCELLANATO COLORATO IN MASSA


CONFORME / ACCORDING TO
UNI EN 14411 - G Bla



S



120x260 - 48"x103"



120x120 - 48"x48"



60x120 - 24"x48"



A.UP6 260S RM


A.UP6 120S RM

A.UP6 12S RM

NO



120x260 - 48"x103"



120x120 - 48"x48"



60x120 - 24"x48"



A.UP6 260NO RM

A.UP6 120NO RM

A.UP6 12NO RM


AZUMA UP

COLOR BODY PORCELAIN TILE / GRES PORCELLANATO COLORATO IN MASSA


CONFORME / ACCORDING TO
UNI EN 14411 - G Bla




TP



A.UP6 DK 260
120x260 - 48"x103"



120x260 - 48"x103"



120x120 - 48"x48"



60x120 - 24"x48"



A.UP6 260TP RM

A.UP6 120TP RM

A.UP6 12TP RM

AZUMA UP

COLOR BODY PORCELAIN TILE / GRES PORCELLANATO COLORATO IN MASSA

CONFORME / ACCORDING TO
UNI EN 14411 - G Bla



W



A.UP DK1 12W
60x120 - 24"x48"



AV



A.UP DK1 12AV
60x120 - 24"x48"



120x120 - 48"x48"



60x120 - 24"x48"




90x90 - 36"x36"



A.UP 120W RM

A.UP 12W RM

A.UP 90W RM



60x60 - 24"x24"



30x60 - 12"x24"



MK.A.UP 30W



A.UP 60W RM

A.UP 36W RM


MK.A.UP 30W



120x120 - 48"x48"



60x120 - 24"x48"



90x90 - 36"x36"



A.UP 120AV RM

A.UP 12AV RM

A.UP 90AV RM



A.UP 60AV RM



A.UP 36AV RM



MK.A.UP 30AV



A.UP 60AV RM

A.UP 36AV RM

MK.A.UP 30AV

AZUMA UP


COLOR BODY PORCELAIN TILE / GRES PORCELLANATO COLORATO IN MASSA

CONFORME / ACCORDING TO
UNI EN 14411 - G Bla



S

NO



A.UP DK1 12S
60x120 - 24"x48"



A.UP DK1 12NO
60x120 - 24"x48"



120x120 - 48"x48"



60x120 - 24"x48"



90x90 - 36"x36"



A.UP 120S RM

A.UP 12S RM

A.UP 90S RM



60x60 - 24"x24"



30x60 - 12"x24"




30x30 - 12"x12"




A.UP 60S RM

A.UP 36S RM


MK.A.UP 30S



120x120 - 48"x48"



60x120 - 24"x48"



90x90 - 36"x36"



A.UP 120NO RM

A.UP 12NO RM

A.UP 90NO RM



60x60 - 24"x24"



30x60 - 12"x24"



30x30 - 12"x12"



A.UP 60NO RM

A.UP 36NO RM

MK.A.UP 30NO

AZUMA UP

COLOR BODY PORCELAIN TILE / GRES PORCELLANATO COLORATO IN MASSA


CONFORME / ACCORDING TO
UNI EN 14411 - G Bla



TP




A.UP DK1 12TP
60x120 - 24"x48"



120x120 - 48"x48"



60x120 - 24"x48"



90x90 - 36"x36"



A.UP 120TP RM

A.UP 12TP RM

A.UP 90TP RM



60x60 - 24"x24"



30x60 - 12"x24"




30x30 - 12"x12"



A.UP 60TP RM

A.UP 36TP RM

MK.A.UP 30TP



NATURAL DK1 12
60x120 - 24"x48"

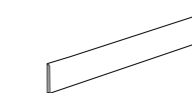


NATURAL DK2 12
60x120 - 24"x48"

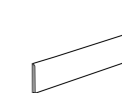


A.UP DK 12
60x120 - 24"x48"

PEZZI SPECIALI / SPECIAL PIECES



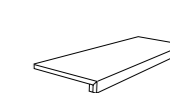
6x120-2.4"x48" △ 6



6x90-2.4"x36" △ 7



6x60-2.4"x24" △ 10



120x32,5-48"x12.8" △ 2

W	A.UP BT120W	A.UP BT90W	A.UP BT60W	A.UP G120W
AV	A.UP BT120AV	A.UP BT90AV	A.UP BT60AV	A.UP G120AV
S	A.UP BT120S	A.UP BT90S	A.UP BT60S	A.UP S120S
NO	A.UP BT120NO	A.UP BT90NO	A.UP BT60NO	A.UP G120NO
TP	A.UP BT120TP	A.UP BT90TP	A.UP BT60TP	A.UP G120TP

IMBALLI / PACKAGING

FORMATO NOMINALE NOMINAL SIZE	BORDO EDGE	SPESSORE THICKNESS	SCATOLA / BOX			PALLET		
			PZ/BOX PCS/BOX	MQ/BOX SM/BOX	KG/BOX KG/BOX	BOX/PALLET BOXES/PALLET	MQ/PALLET SM/PALLET	KG/PALLET KG/PALLET
120x260-48"x103"	RECTIFIED	6,5	1	3,12	49,02	20	62,40	1000,40
120x120-48"x48"	RECTIFIED	6,5	2	2,88	45,48	30	86,40	1384,40
60x120-24"x48"	RECTIFIED	6,5	4	2,88	44,86	16	46,08	737,76
120x120-48"x48"	RECTIFIED	10	1	1,44	33,42	36	51,84	1223,12
60x120-24"x48"	RECTIFIED	10	2	1,44	32,06	30	43,20	981,65
60x60-24"x24"	RECTIFIED	10	3	1,08	24,12	40	43,20	984,80
30x60-12"x24"	RECTIFIED	10	6	1,08	24,13	40	43,20	985,20
90x90-36"x36"	RECTIFIED	10	2	1,62	37,44	22	35,64	843,68
30x30-12"x12" MOSAIC	MOSAIC	10	6	0,54	11,83	48	25,92	588,03

CARATTERISTICHE TECNICHE SPECIFICHE / TECHNICAL FEATURES SPECIFICATIONS

A.UP	DIN 51130 (R)	DIN 51097 (A+B+C)	BCR REP. CEC 6/81		DM 14/6/89 N. 236		PENDULUM TEST BS (INGLESE)	PENDULUM TEST AS/NZS 4856:2004 (AUSTRALIANO)	PENDULUM TEST UNE ENV 12633:2003 (SPAGNOLO)	BOT 3000 (DCOF)
			G.A.	G.B.	C.A.	G.B.				
	R10	A	>0.4	>0.4	>0.4	>0.4	>36	>35	1	>0,42

Non poteva mancare per Imola, brand contemporaneo che soddisfa ogni esigenza di stile e di funzionalità, l'inserimento in gamma, per tutti i propri progetti best seller, di nuovi articoli per gli spazi esterni.

Una scelta in linea con le ultime esigenze dell'abitare e del gardening, ove al tradizionale gres porcellanato da esterno a spessore normale, la proposta si completa con l'alto spessore 20 mm e da nuovi pezzi speciali, diversificati, per specifici utilizzi.

La soluzione ideale per realizzare camminamenti, terrazze, patii e altre soluzioni progettuali nei pressi di giardini, cortili, piscine e altri contesti di outdoor design.

Sinonimo di alte performance tecniche, quali la durezza e le proprietà meccaniche, completamente privo di porosità e ingelivo, il 20 mm è un prodotto facilmente pulibile, solido, ecosostenibile, dallo stile dinamico e contemporaneo, disponibile in una gamma ampia e diversificata di soluzioni estetiche, di colori e di formati.

I VANTAGGI DEL 20 MM.

- _ Monolitico.
- _ Ecosostenibile.
- _ Igienico.
- _ Ignifugo.
- _ Ingelivo.
- _ Antiscivolo.
- _ Resistente all'usura.
- _ Resistente agli attacchi chimici.
- _ Resistente ai carichi di rottura.
- _ Resistente agli sbalzi termici.
- _ Resistente alle macchie.
- _ Inattaccabile da muffe e muschi.
- _ Facile da pulire.
- _ Facile da posare.
- _ Facile da rimuovere.

A must for Imola, the modern brand that meets with every style and practicality requirement just had to add new items for outside areas to its range, for all its best seller projects.

A choice made in line with the latest living and gardening demands, where the traditional porcelain stoneware for outside use with a normal thickness is completed with the thicker 20 mm proposal and new special, diversified pieces for specific purposes.

The ideal solution for walkways, terraces, patios and other projects around gardens, courtyards, swimming pools and other outdoor design solutions.

Synonymous with high tech. performance such as being long lasting and its mechanical features, completely porosity-free and frost-proof, the 20 mm product can be cleaned easily, is solid, eco-sustainable with a dynamic, modern style, available in a vast and varying range of aesthetic solutions, colours and shapes.

ADVANTAGES OF THE 20 MM.

- _ Monolithic.
- _ Eco-sustainable.
- _ Hygienic.
- _ Fireproof.
- _ Frost-proof.
- _ Skid-proof.
- _ Resistant to wear.
- _ Resistant to chemical corrosion.
- _ Resistant to tensile strength.
- _ Resistant to sudden changes in temperature.
- _ Stain resistant.
- _ Resistant to mould and moss.
- _ Easy to clean.
- _ Easy to lay.
- _ Easy to remove.

OUTDOOR

10 mm

THICKNESS

20 mm





A.LP6 260S RM
A.LP 60S AS RM

BYZUM AUP



LE NUVOLE, LA PIOGGIA...
MA VUOI METTERE UN BEL CIELO LIMPIDO COL
SOLE CHE SCALDA?

CLOUDS AND RAIN ARE OK, BUT A CLEAR BLUE
SKY AND WARM, SUMMER SUN ARE MORE FUN!



THE ETERNAL SUNSHINE OF A SPOTLESS SKY



A.UP R12AV RM
A.UP 60AV AS RM
A.UP L 60AV AS
A.UP GP60AV AS

AZUMAUP





IN
A.UP6 260AV RM
A.UP 120AV RM

AZUMAUP

52

OUT
A.UP R12NO RM
A.UP 90NO AS RM




53

AZUMA UP

COLOR BODY PORCELAIN TILE / GRES PORCELLANATO COLORATO IN MASSA

CONFORME / ACCORDING TO
UNI EN 14411 - G Bla



	10mm	20mm	
	 60x120-24"x48"	 90x90-36"x36"	 60x60-24"x24"
W	A.UP R12W RM		
AV	A.UP R12AV RM	A.UP 90AV AS RM	A.UP 60AV AS RM
S	A.UP R12S RM	A.UP 90S AS RM	A.UP 60S AS RM
NO	A.UP R12NO RM	A.UP 90NO AS RM	A.UP 60NO AS RM
TP	A.UP R12TP RM		


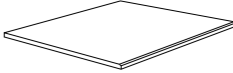
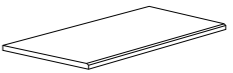
IMBALLI / PACKAGING

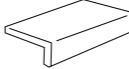
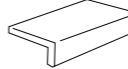
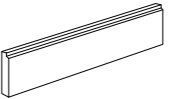
FORMATO NOMINALE NOMINAL SIZE	BORDO EDGE	SPESSORE THICKNESS	SCATOLA / BOX			PALLET		
			PZ/BOX PCS/BOX	MQ/BOX SM/BOX	KG/BOX KG/BOX	BOX/PALLET BOXES/PALLET	MQ/PALLET SM/PALLET	KG/PALLET KG/PALLET
60x120-24"x48"	RECTIFIED	10	2	1,44	32,06	30	43,20	981,65
90x90-36"x36"	RECTIFIED	20	1	0,81	36,92	30	24,30	1127,67
60x60-24"x24"	RECTIFIED	20	2	0,72	33,15	32	23,04	1080,80





CARATTERISTICHE TECNICHE SPECIFICHE / TECHNICAL FEATURES SPECIFICATIONS

	DIN 51130 (R)	DIN 51097 (A+B+C)	BCR REP. CEC 6/81		DM 14/6/89 N. 236		PENDULUM TEST BS (INGLESE)	PENDULUM TEST AS/NZS 4856:2004 (AUSTRALIANO)	PENDULUM TEST UNE ENV 12633:2003 (SPAGNOLO)	BOT 3000 (DCOF)
			G.A.	G.B.	C.A.	G.B.				
A.UP RB	R11	B+C	>0.4	>0.4	>0.4	>0.4	>36	>45	3	>0,42
A.UP AS	R11	B+C	>0.4	>0.4	>0.4	>0.4	>36	>45	3	>0,42

20 PEZZI SPECIALI / SPECIAL PIECES

	 SQUARE BORDER costa lucida SQUARE BORDER polished edge 60x60-24"x24" Δ 2	 SQUARE BORDER costa lucida SQUARE BORDER polished edge 90x90-36"x36" Δ 1	 GRADONE costa lucida TERRACE polished edge 33x60-13"x24" Δ 2
AV	A.UP SB60AV AS	A.UP SB90AV AS	A.UP GR336AV AS
S	A.UP SB60S AS	A.UP SB90S AS	A.UP GR336S AS
NO	A.UP SB60NO AS	A.UP SB90NO AS	A.UP GR336NO AS

	 ELEMENTO A ELLE L-SHAPED 30x60x5-12"x24"x2" Δ 2	 ELEMENTO A ELLE L-SHAPED 30x90x5-12"x36"x2" Δ 2	 ALZATA gocciolatoio RISE dripstone 20x60-8"x24" Δ 4
AV	A.UP L 60AV AS	A.UP L 90AV AS	A.UP AZ60AV AS
S	A.UP L 60S AS	A.UP L 90S AS	A.UP AZ60S AS
NO	A.UP L 60NO AS	A.UP L 90NO AS	A.UP AZ60NO AS

	 STEP righe costa lucida STEP stripes polished edge 30x60-12"x24" Δ 2	 TOP gocciolatoio coste lucide TOP dripstone polished edges 30x60-12"x24" Δ 2	 BORDO PISCINA costa lucida POOL EDGE polished edge 30x60-12"x24" Δ 2	 GRIGLIA PISCINA POOL GRILLE 20x60-8"x24" Δ 2
AV	A.UP S 60AV AS	A.UP TOP60AV AS	A.UP BP60AV AS	A.UP GP60AV AS
S	A.UP S 60S AS	A.UP TOP60S AS	A.UP BP60S AS	A.UP GP60S AS
NO	A.UP S 60NO AS	A.UP TOP60NO AS	A.UP BP60NO AS	A.UP GP60NO AS

Angolari DX e SX disponibili a richiesta. / RH and LH angle bracket available on request.










I pezzi speciali ed i fondi possono presentare leggere differenze di tonalità fra di loro. / Special pieces and backgrounds can have slightly different shades from one another.

Il bordo può mostrare una piccola diversità cromatica fra la superficie ed il corpo del pezzo ceramico. / There can be a slight colour difference on the edge between the surface and the main ceramic piece.

Caratteristiche Tecniche Gres Porcellanato

Technical Specifications Porcelain Stoneware

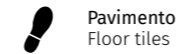
CONFORME / ACCORDING TO
UNI EN 14411 - G Bla

CARATTERISTICA Specification	METODO DI PROVA Test methods	REQUISITI PREVISTI DALLA NORMA Requirements in accordance to the standards	VALORE MEDIO Average value
 DIMENSIONI E ASPETTO DIMENSIONS AND APPEARANCE	ISO 10545-2	PROSPETTO G.1 PROSPECT G.1	CONFORME COMPLIANT
 ASSORBIMENTO D'ACQUA WATER ABSORPTION	ISO 10545-3	≤ 0,5%	< 0,1%
 RESISTENZA A FLESSIONE FLEXURAL RESISTANCE		min./МИН 35 N/mm ²	> 45 N/mm ²
SFORZO DI ROTTURA MODULUS OF RUPTURE	ISO 10545-4	SPESSORE / THICKNESS ≥ 7,5 mm: min. 1300N	6,5 mm 1800 N* SPESSORE* THICKNESS* 10 mm 3000 N* 20 mm 13000 N*
 RESISTENZA ALL'ABRAZIONE PROFONDA DEEP ABRASION RESISTANCE	ISO 10545-6	≤ 175 mm ³	< 140 mm ³
 COEFFICIENTE DILATAZIONE TERMICA LINEARE (α) LINEAR EXPANSION THERMIC COEFFICIENT	ISO 10545-8	METODO DISPONIBILE AVAILABLE ON REQUEST	≤ 7x10 ⁻⁶ °C ⁻¹
 RESISTENZA AGLI SBALZI TERMICI RESISTANCE TO SUDDEN TEMPERATURE CHANGES	ISO 10545-9	METODO DISPONIBILE AVAILABLE ON REQUEST	RESISTE RESISTANT
 RESISTENZA AL GELO FROST RESISTANCE	ISO 10545-12	RICHIESTA ALWAYS TESTED	RESISTE RESISTANT
 PRODOTTI CHIMICI AD USO DOMESTICO ED ADDITIVI PER PISCINA HOUSEHOLD CHEMICALS AND SWIMMING POOL WATER CLEANSERS		min. B МИН. B	min. B МИН. B
ACIDI ED ALCALI A BASSA CONCENTRAZIONE ACIDS AND LOW CONCENTRATION ALKALIS	ISO 10545-13	DA LA, LB A LC FROM LA, LB TO LC	DA LA, LB A LC FROM LA, LB TO LC
ACIDI ED ALCALI AD ALTA CONCENTRAZIONE ACIDS AND HIGH CONCENTRATION ALKALIS		METODO DISPONIBILE AVAILABLE ON REQUEST	METODO DISPONIBILE AVAILABLE ON REQUEST
 RESISTENZA ALLE MACCHIE UGL STAIN RESISTANCE UGL		METODO DISPONIBILE AVAILABLE ON REQUEST	METODO DISPONIBILE AVAILABLE ON REQUEST
RESISTENZA ALLE MACCHIE GL STAIN RESISTANCE GL	ISO 10545-14	min. 3 МИН. 3	min. 3 МИН. 3

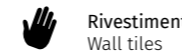
* VALORI RIFERITI AL FORMATO 60X60 / VALUES REFERRED TO 60X60 SIZE

Simbologia Symbols

INDICAZIONI D'USO INDICATIONS FOR USE

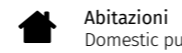


Pavimento
Floor tiles

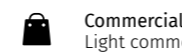


Rivestimento
Wall tiles

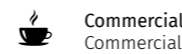
DESTINAZIONI D'USO SUGGESTED APPLICATIONS



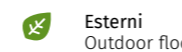
Abitazioni
Domestic purpose



Commerciale leggero
Light commercial



Commerciale
Commercial



Esterni
Outdoor floor

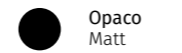
SUPERFICI SURFACES

Finitura
Finish



Naturale
Natural

Aspetto superficiale
Surface look



Opaco
Matt

Bordo
Edge

RM
Rettificato monocalibro
Monocaliber, rectified


STONALIZZAZIONE SHADE VARIATION


V2

SPESSORE THICKNESS

6,5 10 20

CARATTERISTICHE DI VENDITA SALES CHARACTERISTICS

 **Imballo.**
Packaging.

 **Prodotto venduto al pezzo.**
Product sold per item.

Tutti i nostri prodotti, sia al mq che al pezzo, sono venduti unicamente a scatola completa.
All our products are sold only in complete boxes, whether the unit of measure is per item or per square metre.

